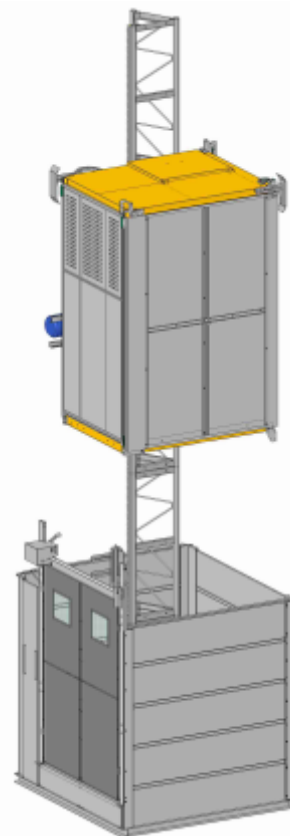
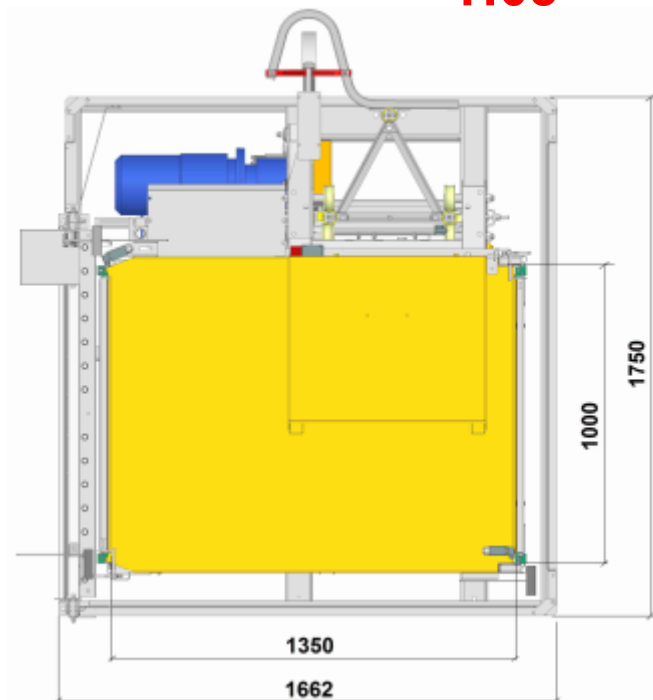


H05

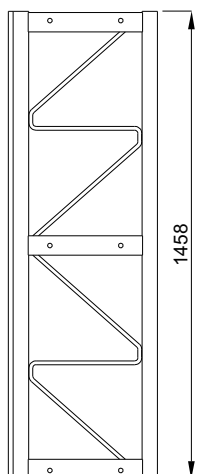


Greutate utilaj 500 kg
Capacitate de transport

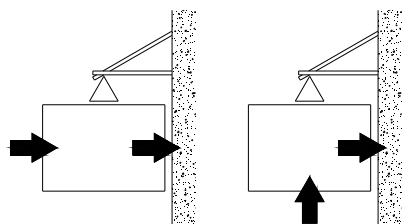
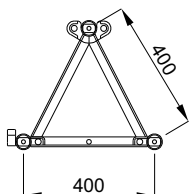
Dati tehnici	Technical Data	Données Techniques	Date tehnice	EHP 12
Capacità con limitatore di carico	Capacity with overload system	Charge avec limiteur de charge	Capacitate cu limitatoare	6 persoane sau 500 kg
Velocità di sollevamento	Lifting speed	Vitesse de lévage	Viteza ridicare	25/30 m/min
Massima altezza ancorata	Max anchored height	Hauter max avec ancrages	Inaltime max. ancorat	160 m
Dimensioni interne della cabina	Internal cage dimensions	Dimensions internes de la cabine	Dimensiuni interne cabina	1,00 x 1,40 m
Apertura porte	Doors opening	Ouverture des portes	Deschidere usi	0,98 x 2,00 m
Potenza servizio continuo	Power of the motors	Puissance des moteurs	Putere motoare	1 x 5,5 kW
Potenza servizio a intermittenza 15%	Rated power intermittence duty 15%	Puissance service intermittence 15%	Putere de lucru intermitenta 15%	1 x 6 kW
Tensione alimentazione	Input power range	Tension d'alimentation	Tensiune de alimentare	380/400V 50/60Hz 3Ph
Interruttore protezione linea	Protection switch	Interrupteur de protection	Intrerupator de protectie	16 A
Minima potenza di linea consigliata	Minimum line power suggested	Min. puissance de ligne conseillée	Putere minima necesara	6 kW
Peso unità base	Base unit weight	Poids unité de base	Greutate unitate de baza	1.725 Kg
Ingrassatore automatico cremagliera	Rack automatic greasing pump	Graisseur automatique de cremalliere	Pompa automata de lubrifiere cramaliera	✓



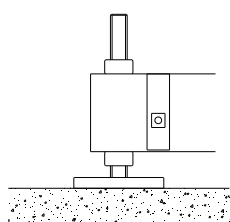
H05



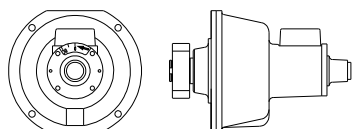
Compatibil cu:
EHPM/EHM 1200
EHP 12



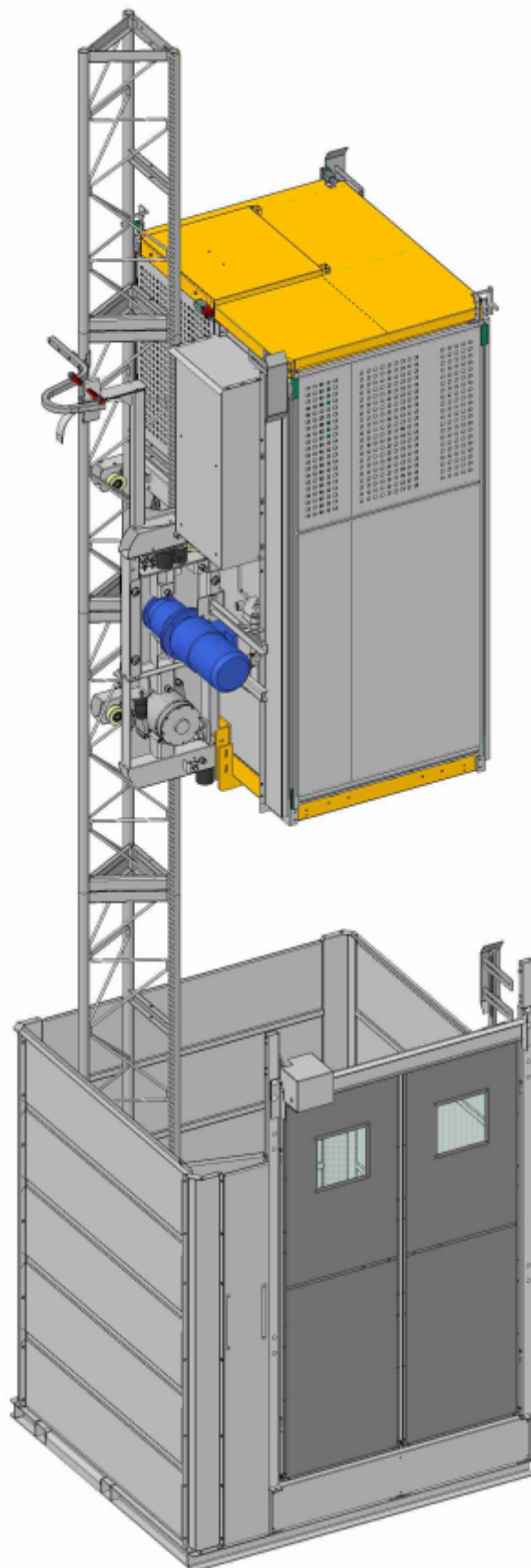
Configuratie cu variantele de acces



4 picioare stabilizatoare



Dispozitiv de siguranta pentru
controlul vitezei cu oprire progresiva



ETOP
creat să reziste

Republica Moldova, MD-2023
mun. Chișinău, str. Uzinelor 90
+ /373/ 67 707 707
office@etop.md
www.etop.md