

MULTI *bench*

PROFESSIONAL MODULAR BENCH



NEW ITEM 2024

MINI
MULTI *bench*

Art.11206

BATTIPAV™

MACCHINE PER EDILIZIA | MACHINES FOR BUILDING

MINI MULTI bench


Art. 11206



Quick and compact system to open and close the legs. The encumbrance is reduced at minimum.



Compatible with Battipav PRIME / SUPREME electric saws using a JOINT SET (art. 11205).



It is based on our Multi Bench but is compact and great for transporting anywhere and with ease.




Supplied with soft case for an easy transport.



System includes:

- 2 stands with foldable legs
- 5 aluminum profiles with fixing screws (max. 7 profiles)
- 1 soft case



It is possible to use B-Lock Tile Locking System (optional)



Art. 11204
Joint for Mini Multi Bench
2 units (optional)

Art. 11203
Single aluminium profile
available also as optional

BATTIPAV	MINI MULTI BENCH - Art. 11206
DIMENSIONS	1270 x 912 x H807 mm
MAXIMUM LOAD CAPACITY	200 Kg
MAXIMUM LOAD CAPACITY WITH EXTENSION (art.11202)	N.D.
PACKING DIMENSIONS	1300 x 291 x 275 mm
NET WEIGHT	18,5 Kg

MULTI bench

Art. 11201



Quick and compact system to open and close the legs. The encumbrance is reduced at minimum.



Possibility to increase the length with an Extension Stand (art. 11202).




Compatible with Battipav PRIME / SUPREME electric saws using a JOINT SET (art. 11205).



Supplied with soft case for an easy transport.

It is possible to use B-Lock Tile Locking System (optional)



1525 mm

810 mm



Art. 11204
Joint for Multi Bench
2 units (optional)

Art. 11203
Single aluminium profile
available also as optional


System includes:

- 2 stands with foldable legs
- 8 aluminum profiles with fixing screws (max. 11 profiles)
- 1 soft case

BATTIPAV	MULTI BENCH - Art. 11201
DIMENSIONS	1500 x 1525 x H810 mm
MAXIMUM LOAD CAPACITY	200 Kg
MAXIMUM LOAD CAPACITY WITH EXTENSION (art.11202)	300 Kg
PACKING DIMENSIONS	1760 x 291 x 275 mm
NET WEIGHT	29,3 Kg

RANGE COMPARISON

BATTIPAV	MULTI BENCH - Art. 11201	MINI MULTI BENCH - Art. 11206
DIMENSIONS	1500 x 1525 x H810 mm	1270 x 912 x H807 mm
MAXIMUM LOAD CAPACITY	200 Kg	200 Kg
MAXIMUM LOAD CAPACITY WITH EXTENSION (art.11202)	300 Kg	N.D.
PACKING DIMENSIONS	1760 x 291 x 275 mm	1300 x 291 x 275 mm
NET WEIGHT	29,3 Kg	18,5 Kg



Z. i. 2 - Via Cavatorta, 6/1 | 48033 Cotignola (Ra) | ITALY
www.battipav.com | sales@battipav.com



Republica Moldova, MD-2023
mun. Chișinău, str. Uzinelor 90
+ /373/ 67 707 707
office@etop.md
www.etop.md